



Wheelchair Accessories

Scooter Accessories 18

Comfort & General Aids 19 & 23

Trays and Bags 20

Comfort 21-22

Mobile Arm Support 24-25

1 Scooter Storage Cover

A light weight, seam sealed, fully waterproof scooter storage cover which protects your scooter from rain and dust. With elasticated corners to secure. Available in Navy only. Length 860mm (34"), Width 430mm (17").

PR35166

2 Scooter Cape Deluxe

The Scooter Cape offers head to toe protection including your scooter. Velcro slots accommodate your scooters mirrors whilst retaining maximum waterproofing including an indicator and main beam viewing panel and night time reflective safety strips. The scooter Cape features an easy to use single zip fastening enabling you to climb in and out of the scooter with ease. Length 1240mm (49"), Width 640mm (25").

PR35164 3-Wheel Scooter Cape

PR35165 4-Wheel Scooter Cape

3 Scooter Shelter

The perfect solution for those who have nowhere to store their scooter. Simply drive it on to the metal base plate and pull the heavy duty, fully waterproof, metal framed structure over your scooter. Secures with a chain and padlock at the base. Features two easy access flaps for battery charging. Length 218cm, Width 98cm, Height 127cm

PR35170

4 Scooter Bag

Strong, durable bag designed to accommodate scooters with or without headrests. Features a spacious storage compartment and a box lid for easy access.


Size: Height 400mm (16"), Width 310mm (12"), Depth 50mm (2")

PR35167

5 Crutch Holder for Scooter

Crutches or walking sticks sit comfortable in two metal holders and secure at the top with strong Velcro fastenings. Attaches to the rear of your scooter with a universal fitting suitable for most scooters.

PR35171





1

1 Wheely Mac

A seam sealed, fully waterproof garment offering complete rain protection. Featuring an easy to use ring pull zip. Chest 1160mm (46") Length 1770mm (70"). Available in Navy only.

PR35160

2 Wheely Mac Sleeved

A sleeved version of the Wheely Mac. Fully waterproof and seam sealed, featuring elasticated cuffs and an easy to use ring pull zip. Chest 1160mm (46") Length 1770mm (70"). Available in Navy only.

PR35161

3 Wheely Cosy

Seam sealed, and fully waterproof the Wheely Cosy features a warm polyester fur lining and an easy to use central zip. Chest 1160mm (46") Length 1060mm (42"). Available in Navy only.

PR35162



2



3

4 Wheely Poncho

A seam sealed, fully waterproof poncho, which is quick and easy to put on during sudden showers. Featuring slots to accommodate the pushing handles. Chest 1160mm (46"). Available in Navy Only.

PR35163



4

5 Wheelybrella

Relax in the heat of the sun or keep off the rain when out and about. The flexible arm of the Wheelybrella allows for all angles of positioning, providing complete rain and sun protection. Featuring a simple clamp to fasten the Wheelybrella to the chair. Available in Navy only.

PR35169



5

1 Oxygen CarryON Wheelchair Bag

Conveniently stores oxygen tanks out of the way.

The lightweight Oxygen CarryON Wheelchair Bag is ideal for persons with emphysema or other respiratory conditions. Large mesh bag measures 410 x 580mm (16 x 23") and holds one or two "E" cylinder tanks. Also features an 300mm (11") deep mask/nasal cannula pouch. Machine washable.

PR35203

2 See-Thru Work Tray

Transparent tray is ideal for clients with visual perception problems. The See-Thru Work Tray attaches to all types of wheelchairs and is made of strong, clear polycarbonate for a clear line of sight to lap and legs. Features hook and loop straps that attach onto wheelchair armrests. This durable tray has an all-aluminium lip that keeps items from falling off. Tray measures 6.4mm ($\frac{1}{4}$ " thick. Width 609mm (24") Length 495mm (19 $\frac{1}{2}$ ") Cut out Width 381mm (5") Length 177mm (7").

PR35044

3 ADL Lap Tray

A durable and economical lap tray solution.

The sturdy ADL Lap Tray is ideal for use in long-term care facility. It can take vigorous use, is waterproof and easy to clean. This 6.4mm ($\frac{1}{4}$ " thick tray is melamine-impregnated and both top and bottom are sealed. Depressed edge prevents small objects from sliding off the tray. Features rounded corners for safety. Secures with hook and loop straps riveted to the board. Width 597mm (23 $\frac{1}{2}$ ") Length 559mm (22") Cut out Length 228mm (9") Width 355mm (14")

PR35018

4 Under Seat Wheelchair Pouch

This ingenious device provides a convenient storage compartment under the chair and is accessible from the front by the wheelchair user. Made of durable dark blue nylon. Fastens securely and easily with buckles. Size 300H x 280W x 400mmD (12H x 11W x 16"D).

PR35077

5 Superhead


Folding Head Rest for Conventional Wheelchairs Superhead is the highly adaptive headrest system suitable for all standard wheelchairs.

- Fully adjustable head support
- Provides optimum comfort and is easily adjustable
- Unique folding mechanism allows system to fold with the wheelchair.
- Adjusts to fit wheelchairs from 360mm-500mm
- Durable yet lightweight, aluminium construction
- High Quality, Fire retardant fabrics for comfort and safety
- Available in two sizes

PR35300 Medium for seat width 360-440mm (14-17")

PR35301 Large for seat width 420-500mm (16.5-19.5")





Designer Pressure Relieving Cushion

Visco elastic memory foam offers ultimate relief up to and including high risk. Eminently suitable for decubitus prophylactics as it takes pressure from the endangered parts of the body. This product is invaluable when the user has to sit for long hours, as the pressure relieving properties are immense. Ideal for wheelchair users.

Designer Memory Foam

- Originally developed by NASA for use in seating to reduce shock forces when re-entering the Earth's gravitational field
- Used in racing cars and jet air crafts as it absorbs up to 97% of impact shock
- Moulds to the individual shape
- Ensures comfort, stability and posture control
- Dissipates body heat
- High levels of pressure relief
- Lightweight
- Probably the most comfortable cushion available ANYWHERE
- 2 different densities to suit differing body weights



5



5 Crescent Infill

This hammock shape balances a seat which is not level, for example a folding wheelchair.

Choice of covers.

Supplied in luxury velour cover unless otherwise requested.

PR20052 Crescent Infill Cushion (43x43x6")

Designer & Pressure-Tex Cushions

Both Designer and Pressure-Tex Cushions available in the following options:

1 Standard

2 Coccyx Coccyx Relief cut-out

3 Combi Ischael Tuberosities - Haemorrhoid-Genital Relief cut-out

4 Pressure-Tex Cushion

The proven design of the Pressure-Tex Cushion is geometrically cut into sections which operate independently. This allows maximum weight distribution and air to circulate freely helping to keep the skin cool and free from pressure areas.

Choice of covers.

Luxury velour cover is fitted as standard. PU waterproof cover available as a no cost option. Dartex cover available as an optional extra cost.

PR20046 Pressure-Tex Cushion
430 x 430 x 100mm (17 x 17 x 4")

PR20047 Pressure-Tex Coccyx Cushion
430 x 430 x 100mm (17 x 17 x 4")

PR20048 Pressure-Tex Combi Cushion
430 x 430 x 100mm (17 x 17 x 4")

PR20049 Pressure-Tex Coccyx Cushion
430 x 430 x 60mm (17 x 17 x 2½")

PR20050 Pressure-Tex Cushion
430 x 430 x 60mm (17 x 17 x 2½")

PR20051 Pressure-Tex Combi Cushion
430 x 430 x 60mm (17 x 17 x 2½")

PR20040 Designer Cushion
430 x 430 x 100mm (17 x 17 x 4")

PR20041 Designer Coccyx Cushion
430 x 430 x 100mm (17 x 17 x 4")

PR20042 Designer Combi Cushion
430 x 430 x 100mm (17 x 17 x 4")

PR20043 Designer Cushion
430 x 430 x 60mm (17 x 17 x 2½")

PR20044 Designer Coccyx Cushion
430 x 430 x 60mm (17 x 17 x 2½")

PR20045 Designer Combi Cushion
430 x 430 x 60mm (17 x 17 x 2½")

All above suitable up to 18 stone - over 15 stone please request 'ultravisco'

1 Gel Wheelchair Cushion

Cushion consists of Silicone Gel and Foam, and is ideal for relieving pressure areas. Cushion measures 406 x 457mm (16" x 18").

PR35000WC-G

2 Gel/Foam Wheelchair Cushion

Cushion consists of Silicone Gel and Foam, and is ideal for relieving pressure areas. Cushion measures 431 x 381mm (17" x 15").

PR35157

3 Wheelchair Seat Covers

100% Pure New Wool

These Real wool Wheelchair Seat Covers have the unique ability to absorb perspiration, thus preventing the skin from becoming 'clammy'. This allows the skin to breathe more effectively; very important in pressure area care. Real wool is exothermic. Unlike polyester fleeces, wool can absorb up to 33% of its own weight in moisture without feeling damp (compared with polyester's 5%) Wool will not feel cold even when damp. Real wool has a remarkable natural resilience: with the real Lamb's wool high-density 1" deep pile this distributes pressure more evenly giving immediate comfort and relief. Real wool has a gentle touch that prevents friction burns from abrasive materials. The Wheelchair Seat Covers are pre-treated to enable the real Lambs wool to be hot washable up to 161°F (71°C) and autoclaved. The Real Wool Bed Fleeeces can be washed at these temperatures up to 50 times and still continue to give softness and comfort to patients.

PR20137 Wheelchair Seat Cover 46 x 41cm (18" x 16")

PR20138 Wheelchair Seat and Back Cover 91 x 41cm (36" x 16")

4 Foam Wheelchair Cushion

Simple foam cushion. It is waterproof, flame retardant, vapour permeable; wipe clean, high quality and outstanding value. A cost effective Low/Medium Risk solution to pressure problems. Size: 430 x 430 x 10mm (17" x 17" x 2.5")

PR30159


5 Extra Secure Wheelchair Belt

Additional Security and Padding.

This belt criss-crosses in the back of the wheelchair and loops around the tilt levers, providing extra security. Consists of soft comfortable foam attached to a wide, heavy duty nylon strap. Measures 120 x 560mm (4½ x 22"). Slide the buckles on the strap to adjust length. Straps measure 1020mm (40") long. Fits comfortably around hips. Machine wash and dry. Light blue with dark blue trim.

PR35057





1 Clip-On Glass Holder

Our most economical holder.

The Clip-On Glass holder can be attached to wheelchairs or tubular poles with a diameter of 19 to 25mm ($\frac{3}{4}$ to 1"). Steel wire holder measures 73 x 76mm ($2\frac{7}{8}$ x 3").

PR35043

2 Drink Thing

Unique holder secures a variety of container sizes.

The Drink Thing has a two-ring system that securely holds glasses, cans and bottles ranging from 8 oz. to 44 oz. (.23 to 1.3 liters).

Mounts easily onto wheelchair with plastic coated clips. Folds down when not in use. US patent.

PR35041

3 Drink-Aide

Drink-Aide consists of an insulated water bottle, a vibration resistant flexible drinking tube and a universal clamp for wheelchair mounting. Drink-Aide allows users to drink fluids with little or no upper body movement. It is one of only a few completely hands free drinking bottles of this kind available. Drink-Aide allows for more freedom and travel.

Drink-Aide is a new look for independence and is a cost-effective solution to many carers concerns and provides a number of practical benefits including:

- Frees caregiver to attend to other needs
- Users no longer have to wait for a carer to quench their thirst
- May reduce the frequency of hospitalisation due to urinary tract infections caused by inadequate hydration

With Drink-Aide an individual has control over fluid intake. This is especially important to those individuals who are aware that good hydration is important for decreasing the potential for urinary tract infections, to improve skin integrity and voice quality.

PR35076

PR35076/S 1 Straw

4 Globaleather Wheelchair Gloves

Developed by a wheelchair user for wheelchair users. These gloves incorporate a completed padded thumb and padding to areas of the palm for comfort. A breathable stretch backing, cuffs and "easy grip" closure are incorporated for ease of use. Made from soft, durable black leather. To determine the size required, measure the hand width across the MCP knuckles.

Code	Size	Hand Width	Age Guide
PR35051	X small	70mm ($2\frac{3}{4}$ ")	7-11
PR35052	Small	76mm (3")	10-15
PR35053	Medium	83mm ($3\frac{1}{4}$ ")	14-17
PR35054	Large	89mm ($3\frac{1}{2}$ ")	Adult
PR35055	X large	95mm ($3\frac{3}{4}$ ")	Large Adult
PR35056	XX large	101mm (4")	V Large Adult

5 Globaleather Gel-Palm Wheelchair Gloves

Developed by wheelchair users to make life more comfortable for wheelchair users. Featuring Amari palms with gel padding and stretch Lycra with an absorbent towelling backing. This state of the art wheelchair glove has open fingers and a full thumb to protect from callouses and blisters. Finished in silver grey and available in 6 sizes.

Size	Size	Hand Width	Age Guide
PR35150	X small	70mm ($2\frac{3}{4}$ ")	7-11
PR35151	Small	76mm (3")	10-15
PR35152	Medium	83mm ($3\frac{1}{4}$ ")	14-17
PR35153	Large	89mm ($3\frac{1}{2}$ ")	Adult
PR35154	X large	95mm ($3\frac{3}{4}$ ")	Large Adult
PR35155	XX large	101mm (4")	V Large Adult

1 MultiLink Mobile Arm Support

The new Rancho MultiLink is a lightweight anodized aluminum arm. The addition of a third articulated segment gives this design a much more compact profile without sacrificing range of motion. This will, in many cases, eliminate the need to remove the MAS from the mobility system in order to clear doorways or other obstacles in the home, therapy or work environment. The black anodized tubular arm has the added benefit of being more cosmetically appealing than the polished stainless steel MAS.

The Bubble Level and Offset Swivel with a down or up stop and Forearm Support Slide simplifies balancing especially with the use of the Rancho Mount (sold separately).

Mobile Arm Supports are designed for clients with severe shoulder girdle weakness. They will help those with fair or better deltoid muscle strength to accomplish self-feeding and facial hygiene, while increasing or maintaining ROM and strengthening muscles. Mobile Arm Supports work by supporting the weight of the arm and the use of multiple articulated joints facilitate ease of movement. Two sizes cover children through large adult, universal left or right.

Sizing: Measure distance from wheelchair pack post or mount relocater (where the mount will be attached) to mid forearm (area of offset swivel) with arm in maximum passive forward reach.



It is recommended that the 20" Standard MultiLink be ordered for most clients, paediatric and adult. The longer, 24 inch MultiLink should be ordered if measured forward reach is greater than 22 inches.

- PR35520/S Small 20"
- PR35520/M Medium 20"
- PR35520/L Large 20"
- PR35524/S Small 24"
- PR35524/M Medium 24"
- PR35524/L Large 24"



2 MultiLink Mobile Arm Support with Elevation Assist

The new MultiLink with Elevation Assist is a lightweight anodized aluminum arm. The addition of a third articulated segment gives this design a much more compact profile without sacrificing range of motion. This will, in many cases, eliminate the need to remove the MAS from the mobility system in order to clear doorways or other obstacles in the home, therapy or work environment. The black anodized tubular arm has the added benefit of being more cosmetically appealing than the polished stainless steel MAS.

The addition of an Elevation assist to the MultiLink allows significantly greater range of motion for feeding and facial hygiene. (Poor grade deltoid muscle required) This new design has more lifting power with fewer rubber bands.

The Bubble Level and Offset Swivel with a down or up stop and Forearm Support Slide simplifies balancing especially with the use of the Rancho Mount (sold separately).

Two sizes cover children through large adult, universal left or right.

Sizing: Measure distance from wheelchair pack post or mount relocater (where the mount will be attached) to mid forearm (area of offset swivel) with arm in maximum passive forward reach.

It is recommended that the 20" Standard MultiLink be ordered for most clients, paediatric and adult. The longer, 24 inch MultiLink should be ordered if measured forward reach is greater than 22 inches.



- PR35520E/S Small 20"
- PR35520E/M Medium 20"
- PR35520E/L Large 20"
- PR35524E/S Small 24"
- PR35524E/M Medium 24"
- PR35524E/L Large 24"

3 Rancho/Jaeco Mount

The new Rancho/Jaeco mount has been designed to address the requests of the therapist and care providers for a system that was easier to set up and more adaptable to the variety of wheeled mobility systems in use today. This was accomplished with the use of an "open jaw" clamp that can accommodate tubing as small as ½" and as large as 1", even over fabric covers. (Some seating systems will require an adaptor or relocater for optimum positioning of the mount. The unique scroll wheels for anterior/posterior and medial/lateral allow quick and simple balancing without tools. The mount is universal left and right. This mount can be used with all of the current mobile arm supports. Rancho/Jaeco mount must be purchased separately.

PR35513



4 Table Mount

For use with MultiLink or Original MAS.

PR35501



1



2



3

Sizing Chart for all MAS Kits

Size is based on trough dimensions: Measure the forearm from olecranon to the head of the ulna (elbow to wrist) and subtract 2" (5.1cm).

Size	Forearm Length
Small	8" (200mm)
Medium	9" (230mm)
Large	10" (250mm)
Xlarge	11" (280mm)
Xsmall	7" (180mm)
Toddler	6" (150mm)

1 Forearm Support Slide

The new forearm support slide makes forearm support adjustment simple. By the push of a button the forearm support can be moved forwards or backwards to optimise forearm positioning for different activities.

The Forearm Support Slide can be attached to any of the current Forearm Support Mounts. The Forearm Support Slide is universal left or right.

PR35506

2 Offset Swivel

The Offset Swivel features four individual adjustments to optimise mobile arm support function. These are; overall height position, down or up stop, and two forearm support adjustments. The swivel is constructed of anodised aluminium. The swivel is universal left or right. The Swivel can be used with any of the current mobile arm supports.

PR35507

3 Mount Relocators

The Mount Relocator's joint style arms allow for optimum mobile arm support mounting and needs only 1½" inches to mount to the wheelchairs back post.

The solid anodised black aluminium construction minimises deflection.

This Mount Relocator can be removed and replaced quickly by the turn of a knob, without losing its present adjustments.

PR35505 For Tubular Back Posts

PR35502 For Moulded Backs

PR35504 For Keyed Back Posts

PR35500 For Evaluation

PR35503 For Moulded Back Rest (extra 4" Arm)

Forearm Support Trough

PR35508 Black Anodised Paediatric 6"

PR35509 Black Anodised Small 8"

PR35510 Black Anodised Medium 9"

PR35511 Black Anodised Large 10"

PR35512 Black Anodised Extra Large 11"


Trough Covers

Cover for forearm trough supports.

PR35111 Small

PR35112 Medium

PR35113 Large



Aids to daily living

 PROMEDICS